



# Student-Parent Data Stories: How Collecting Data on Parenting Students Affects Policy, Practice, and People's Lives

#LiveAtUrban

# Housekeeping

- Event is being recorded and the recording will be posted online afterward.
- Closed captioning is enabled. Adjust settings with the Captions button.
- Speaker biographies and slides are available online at Urban.org.
- All participants are muted but you can type your **questions** and **comments** into the Q&A and chat boxes at any time.
- Please complete the survey at the end of the event.



#LiveAtUrban

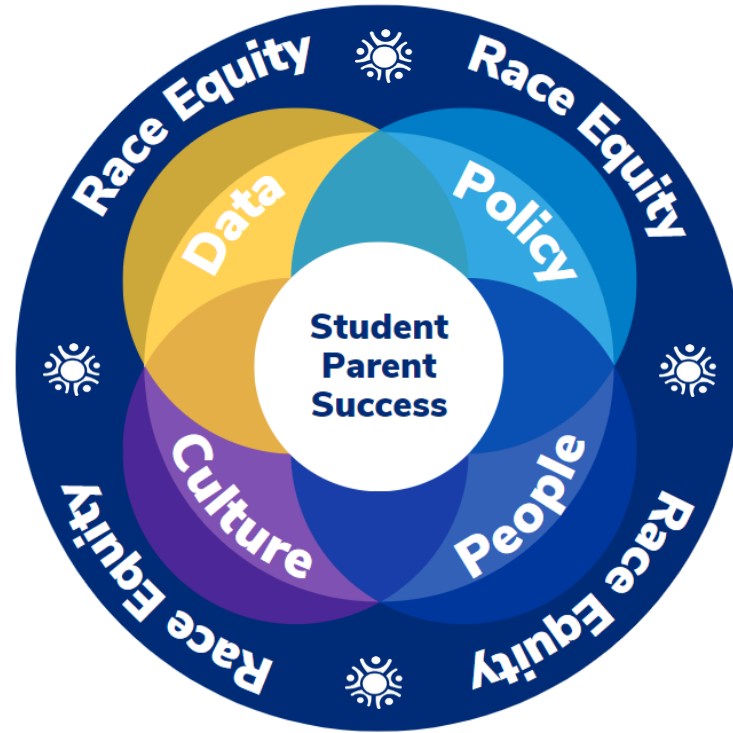


# Student-Parent Data Stories: How Collecting Data on Parenting Students Affects Policy, Practice, and People's Lives

#LiveAtUrban

# Student Parent Data Collection Consideration

- Why
- Who
- What
- When
- Where
- How



# Student Parent Data Elements



## Parenting Status:

- + Number & Age(s) of Child(ren)



Racial Identities



Marital Status



Academic Progress & Performance



Gender Identity/Sex



Income/Pell Eligibility



First-Gen Status



Immigration Characteristics




Military/Veteran Status

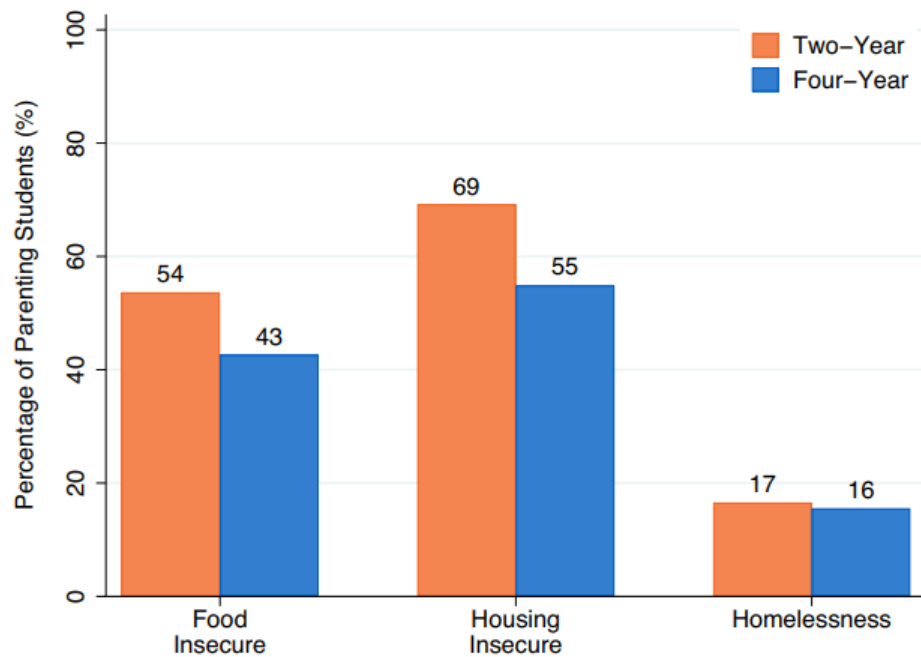


# Student-Parent Data Stories: How Collecting Data on Parenting Students Affects Policy, Practice, and People's Lives

#LiveAtUrban



**FIGURE 2. Basic Needs Insecurity Among Parenting Students, By Institution Type**

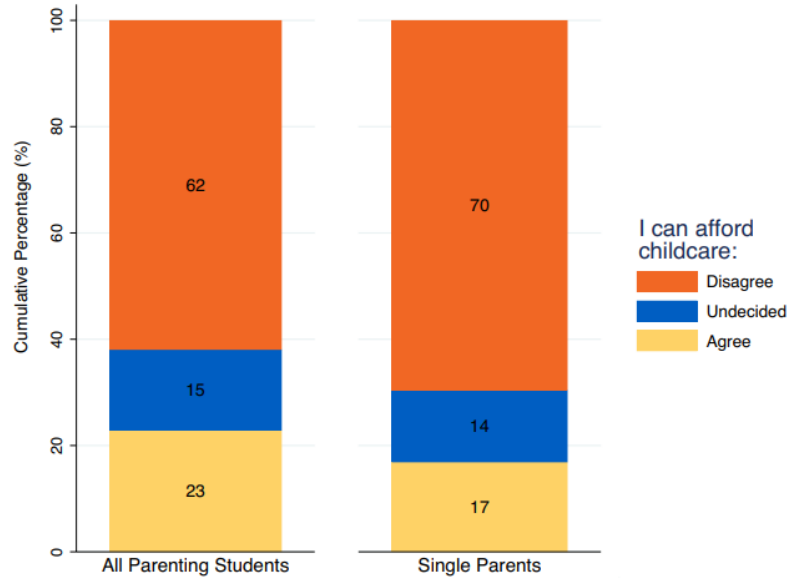


Source: 2019 #RealCollege Survey

Notes: For more details on how each measure of basic needs insecurity was constructed, refer to the [web appendices](#).



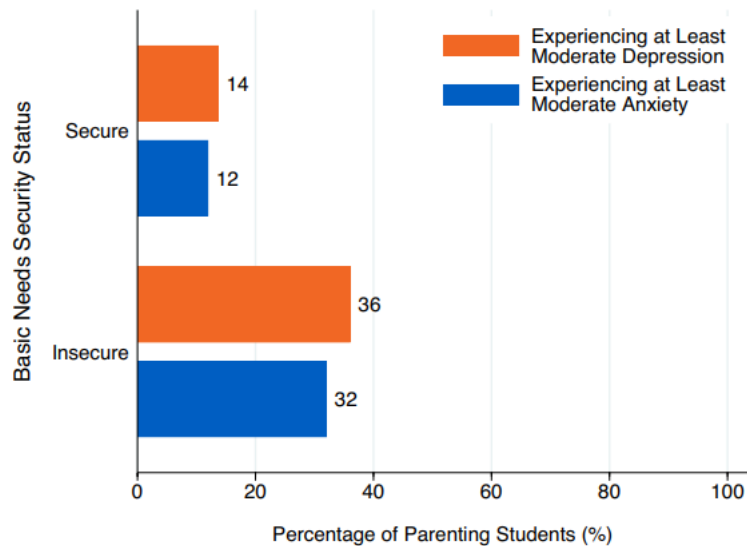
**FIGURE 6. Childcare Affordability Among Parenting Students Who Use Childcare**



Source: 2019 #RealCollege Survey

Notes: The survey question about childcare affordability was only administered to parenting students who reported that they need, use, or plan to use childcare. Students who responded “Strongly Disagree” are included in the “Disagree” group, while those who reported “Strongly Agree” are included in the “Agree” group. Cumulative percentages may not add up to 100 percent due to rounding error.

**FIGURE 12. Depression and Anxiety Among Parenting Students, By Basic Needs Security Status**

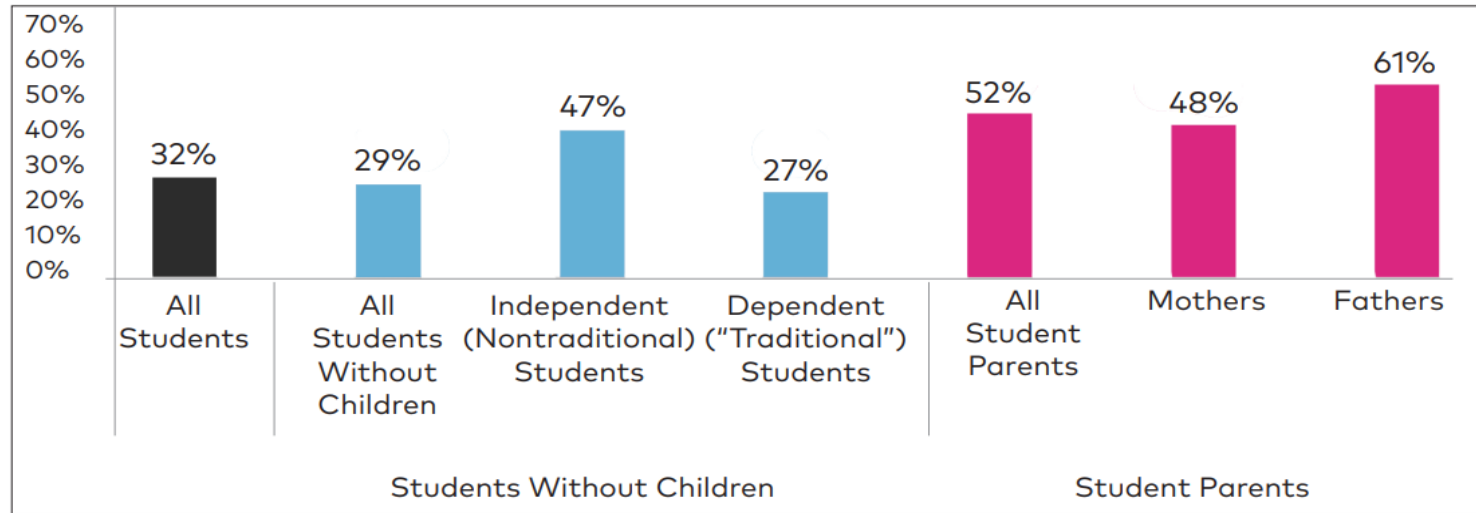


Source: 2019 #RealCollege Survey

Notes: Survey questions on mental health were administered to a subset of randomly selected respondents. For more details on how measures of basic needs insecurity and measures of depression and anxiety were constructed, refer to the [web appendices](#).

## FIGURE 1. Student Parents are Nearly Twice as Likely to Leave College without a Degree as Students without Children

*Share of Students Who Left College without a Degree within Six Years of Enrollment, 2012-2017*



Note: All student parents are considered independent students by the Free Application for Federal Student Aid.

Source: Institute for Women's Policy Research analysis of data from the U.S. Department of Education, National Center for Education Statistics, 2012/17 Beginning Postsecondary Students Longitudinal Study (BPS:12/17).



# Student-Parent Data Stories: How Collecting Data on Parenting Students Affects Policy, Practice, and People's Lives

#LiveAtUrban



# Student-Parent Data Stories: How Collecting Data on Parenting Students Affects Policy, Practice, and People's Lives

#LiveAtUrban