

URBAN

· I N S T I T U T E · E L E V A T E · T H E · D E B A T E

Renters and Rental Market Crisis Working Group

Note to participants:

Please keep your camera turned off until the facilitated discussion



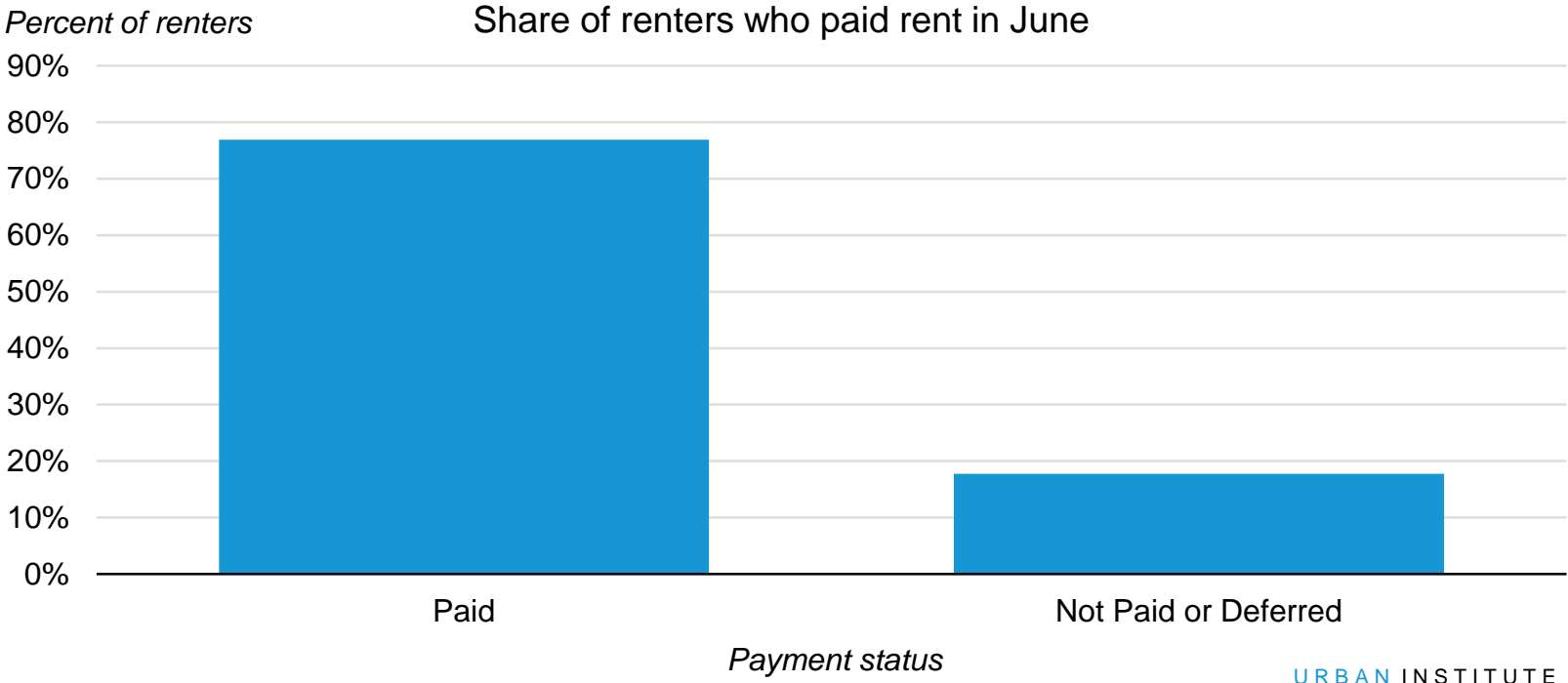
Wednesday, June 24, 2020

Renters and Rental Market Crisis Working Group



Nationally, nearly 80 percent of renters paid rent in June

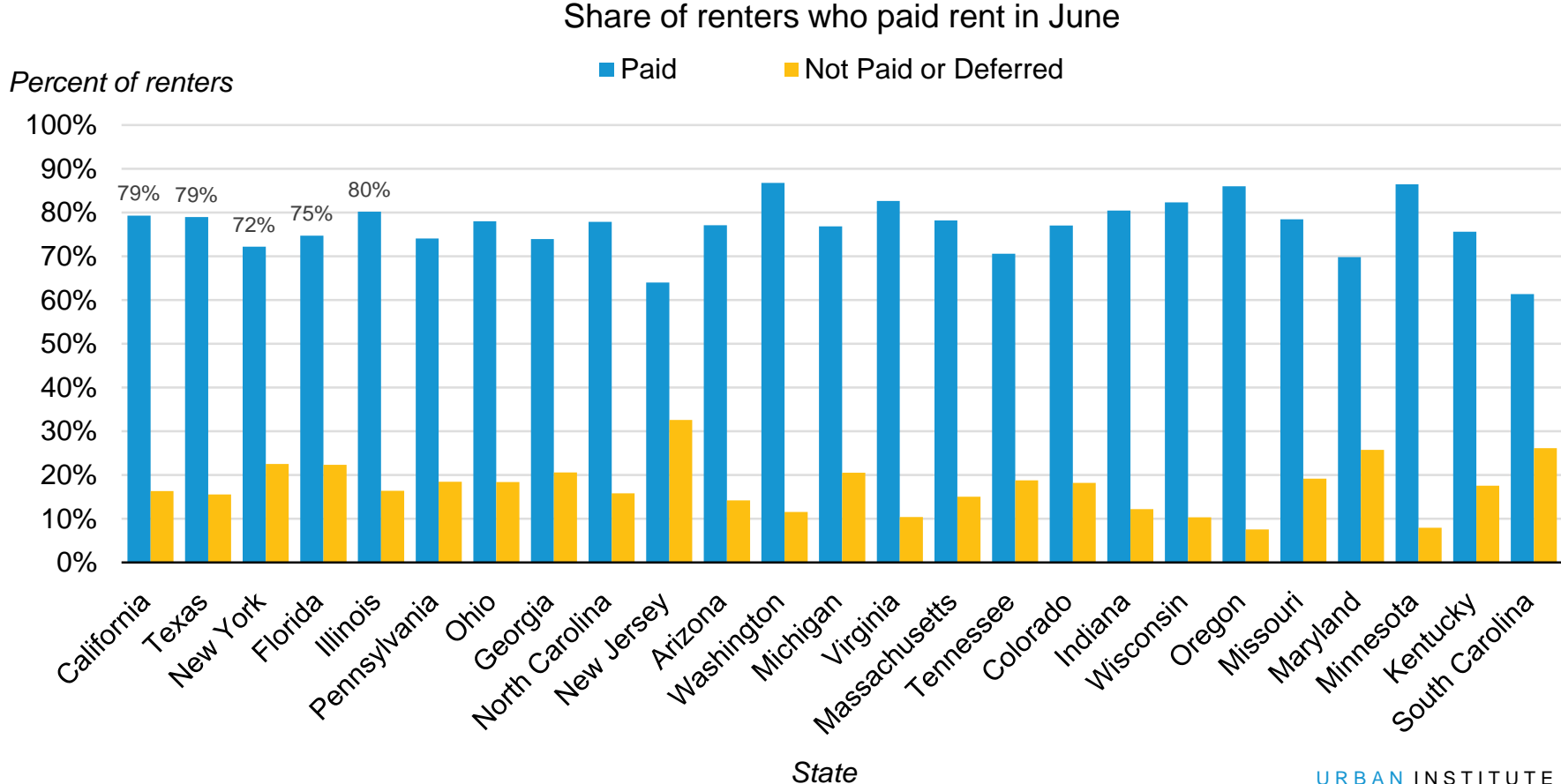
Renters by June Rent Payment Status



Source: Authors' calculations using U.S. Census Bureau Household Pulse Survey Data collected between June 4 and June 9.
Note: Results include estimates for renters who responded to the survey and answered specific questions about their ability to pay rent. The Pulse Survey provides estimates for all adults in households; therefore, percentages should be interpreted as the share of adults in households who pay rent.

But that percentage varied widely across states ...

Renters by State

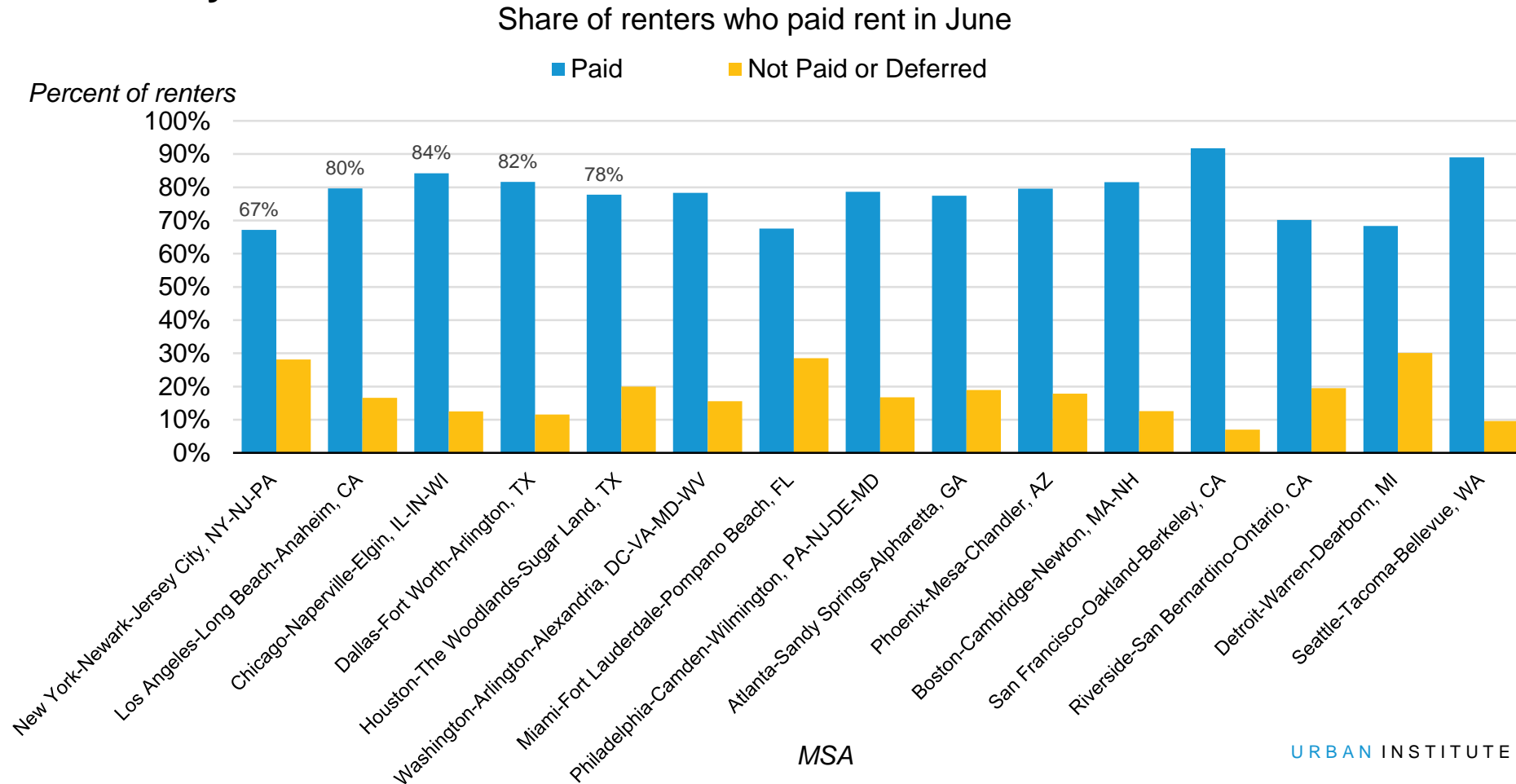


Source: Authors' calculations using U.S. Census Bureau Household Pulse Survey Data collected between June 4 and June 9.

Note: Results include estimates for renters who responded to the survey and answered specific questions about their ability to pay rent. The Pulse Survey provides estimates for all adults in households; therefore, percentages should be interpreted as the share of adults in households who pay rent.

As well as metros

Renters by MSA



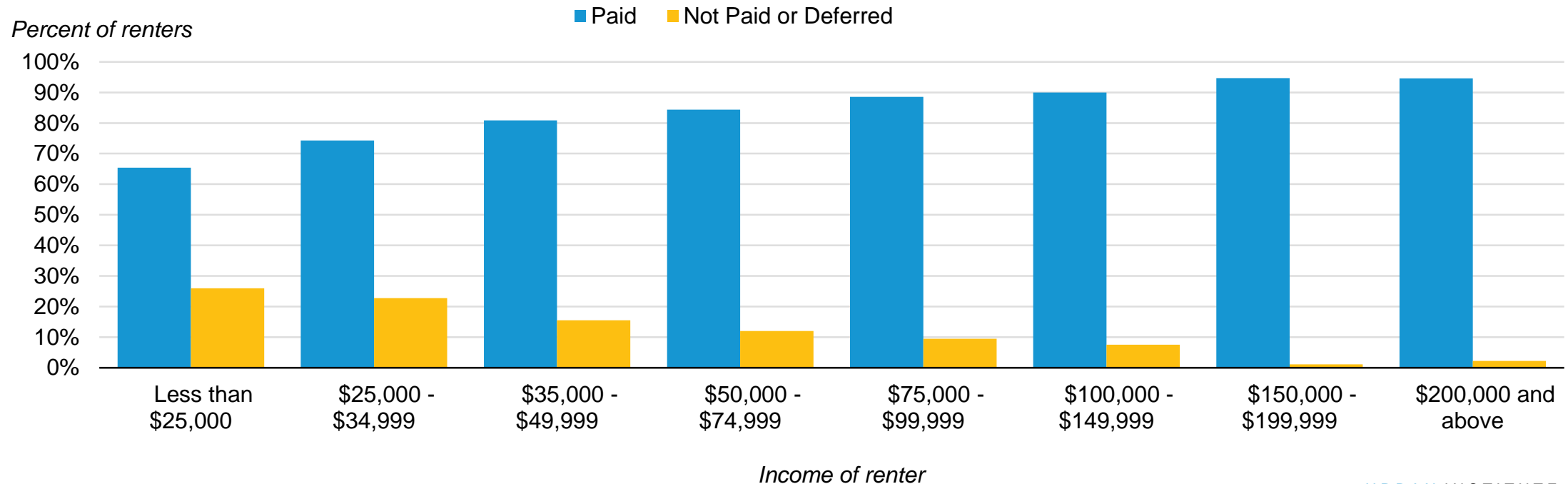
Source: Authors' calculations using U.S. Census Bureau Household Pulse Survey Data collected between June 4 and June 9.

Note: Results include estimates for renters who responded to the survey and answered specific questions about their ability to pay rent. The Pulse Survey provides estimates for all adults in households; therefore, percentages should be interpreted as the share of adults in households who pay rent.

Ability to pay rent increased with income

Renters by Income

Share of renters who paid rent in June



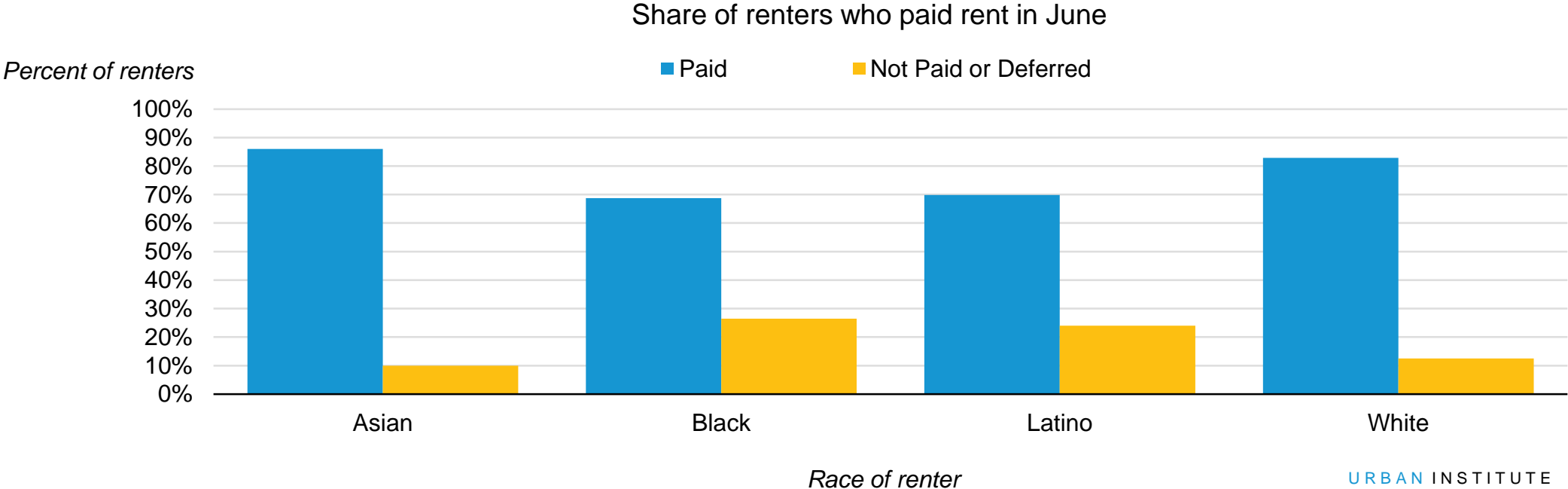
URBAN INSTITUTE

Source: Authors' calculations using U.S. Census Bureau Household Pulse Survey Data collected between June 4 and June 9.

Note: Results include estimates for renters who responded to the survey and answered specific questions about their ability to pay rent. The Pulse Survey provides estimates for all adults in households; therefore, percentages should be interpreted as the share of adults in households who pay rent.

Black and Latino renters were more likely to miss rent in June

Renters by Race and Ethnicity

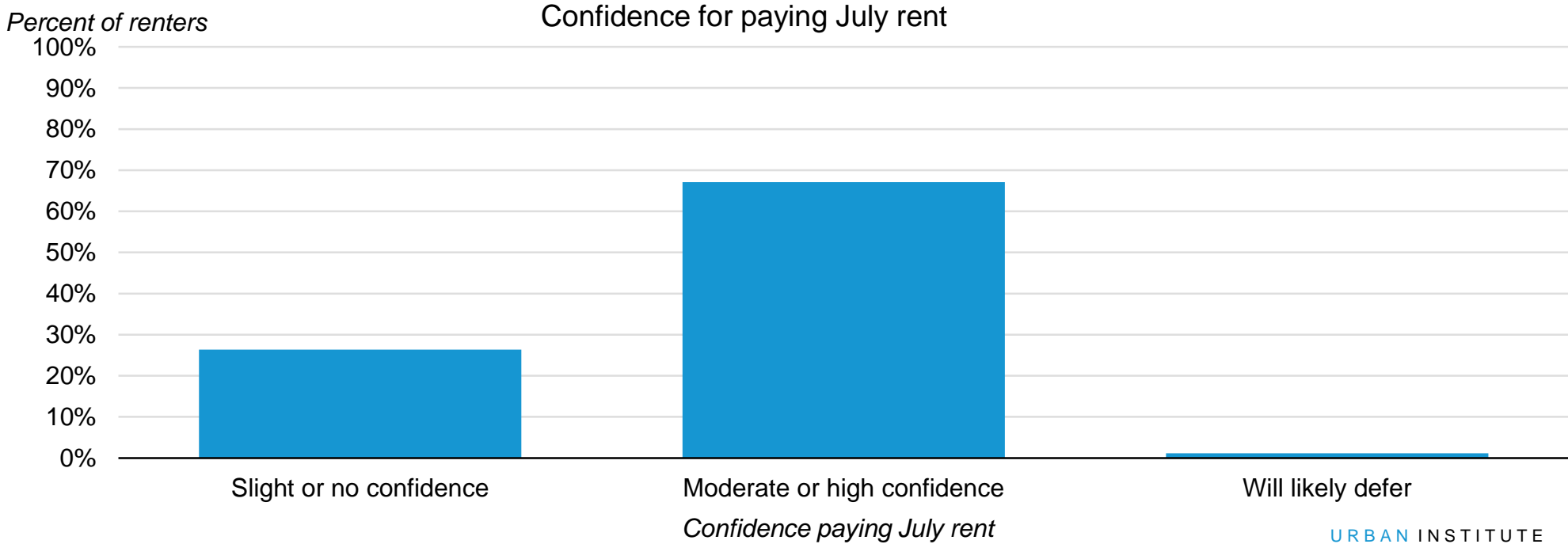


Source: Authors' calculations using U.S. Census Bureau Household Pulse Survey Data collected between June 4 and June 9.

Note: Results include estimates for renters who responded to the survey and answered specific questions about their ability to pay rent. The Pulse Survey provides estimates for all adults in households; therefore, percentages should be interpreted as the share of adults in households who pay rent. "Latino" includes respondents who identified as "Hispanic or Latino" of any race. "White," "Black," and "Asian" exclude respondents who identified as "Hispanic or Latino."

Looking ahead to July, a growing share of renters lacks confidence in their ability to pay

Renters by Confidence Paying July's Rent



Source: Authors' calculations using U.S. Census Bureau Household Pulse Survey Data collected between June 4 and June 9.

Note: Results include estimates for renters who responded to the survey and answered specific questions about their ability to pay rent. The Pulse Survey provides estimates for all adults in households; therefore, percentages should be interpreted as the share of adults in households who pay rent.



Wednesday, June 24, 2020

Renters and Rental Market Crisis Working Group

