

JUSTICE REINVESTMENT INITIATIVE (JRI)

Missouri

Andreea Matei and Samantha Harvell

Between 1990 and 2011, Missouri’s prison population doubled and its corrections costs increased nearly 250 percent. Missouri enacted HB 1525 in 2012 with technical assistance through JRI to improve public safety and contain corrections costs. However, between 2012 and 2017, the prison population continued to grow (driven mostly by admissions for less serious offenses), and the state’s violent crime rates increased. Absent reform, Missouri would have had to build two new prisons by 2021 at a cost of nearly half a billion dollars. Missouri launched a second JRI engagement in 2017, and in June 2018, it enacted HB 1355 to reduce violent crime rates, improve community-based treatment, and invest in strategies to improve public safety.

KEY ACCOMPLISHMENTS

Through HB 1525 (2012) and HB 1355 (2018), Missouri:

Strengthened Community Supervision and Prioritized Resources for People at Greatest Risk of Reoffending

Implemented the Ohio Risk Assessment System throughout the Missouri Department of Corrections (MDOC) to support data-driven decisionmaking, target interventions, and inform responses to behavior.

Created earned compliance credits to incentivize compliance with supervision requirements. Between 2012 and 2015, more than 36,000 people on supervision reduced their terms by 14 months on average, decreasing the population and caseloads with no increase in recidivism.

Expanded Community-Based Behavioral Health Treatment

Launched the Justice Reinvestment Initiative Treatment Pilot (JRITP) to expand community-based substance use treatment for people at greatest risk of reoffending.

Repurposed existing community supervision centers (CSC) to provide short-term, high-intensity programming as an alternative to revocation.

Created an all-female CSC to provide gender-responsive and trauma-informed programming.

Supported Local Law Enforcement Efforts to Combat Violent Crime and Increased Access to the Missouri Crime Victim Compensation Fund

Created a statewide grant program to provide fiscal and technical support to local law enforcement agencies and support implementation of evidence-based strategies to reduce violent crime rates.

Removed administrative barriers to accessing victims services and extended the time frame in which survivors can access resources.

INNOVATION THROUGH JRI

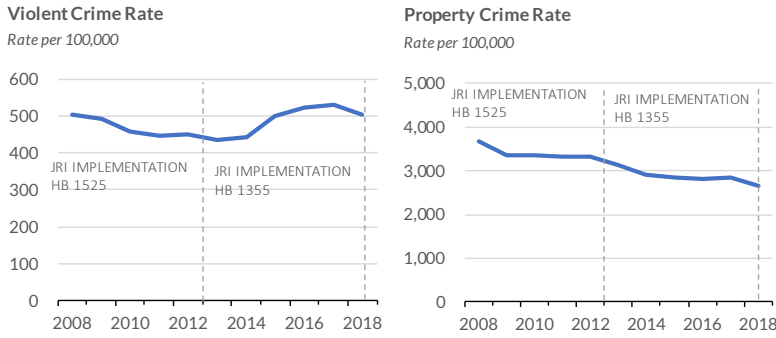
Through JRI, Missouri launched a groundbreaking program to expand community-based behavioral health treatment.

HB 1355 created the JRITP, a joint initiative between MDOC and the Missouri Department of Mental Health (MDMH), to address the dearth of quality treatment and services in the community for people with behavioral health conditions on probation or parole. JRITP is a pay-for-performance model that provides incentive payments to providers that demonstrate improved outcomes in housing, employment stability, retention in treatment, reduced substance use, and reduced revocations. MDOC and MDMH cross-trained behavioral health and community corrections staff in each of the three pilot counties to promote collaborative teambuilding and underscore the agencies’ commitment to working together. Initial data on the first year of implementation showed that program participants are more likely to comply with conditions of supervision, maintain stable housing and employment, stay in treatment for 90 days or longer, and reduce the use of illegal and non-prescribed substances. Additionally, the partnership between MDOC and MDMH has dramatically changed how these counties approach supervision for people with behavioral health needs.

SAVINGS/REINVESTMENT

Savings/averted costs	State JRI investment
Unknown	\$11,000,000

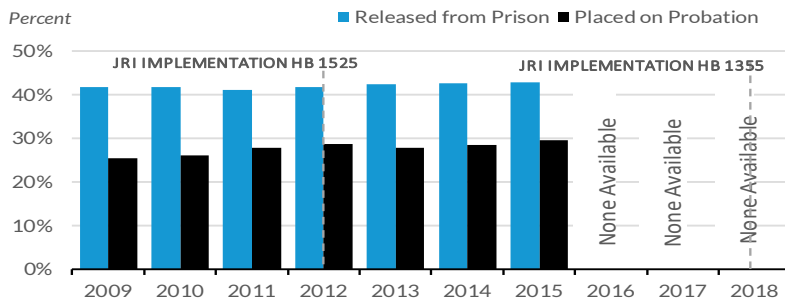
Violent and Property Crime Rates, 2008–18



Source: FBI, Uniform Crime Reporting Program (2008–2018).

- ↑ Violent crime rates were steady before the 2012 JRI engagement and began to increase in 2014.
- ↓ Property crime rates were steady before 2012, decreased between 2012 and 2016, leveled, then decreased.

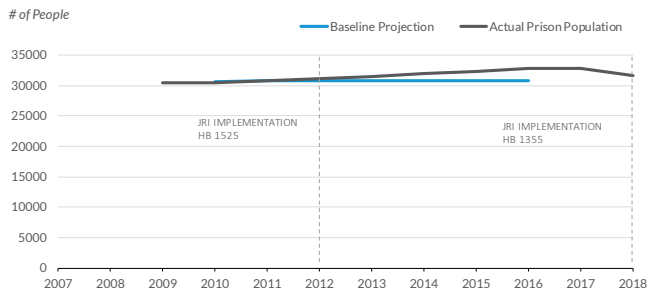
Recidivism Rate: Reincarceration within Three Years



Source: Missouri Department of Corrections Offender Profile 2018.

- ▬ Recidivism rates remained steady for people released from prison but increased for people placed on probation between 2009 and 2015.

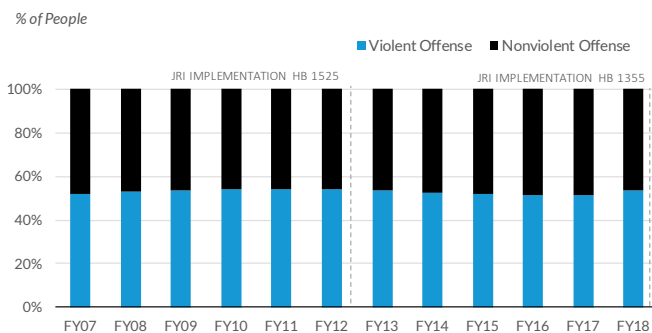
Prison Population



Source: Missouri Department of Corrections Offender Profile 2018, June 30 count of each year.
Note: Applied Research Services calculated the baseline prison population projection (not available online).

- ↑ In 2016, there were approximately 2,000 more people in Missouri prisons than projected pre-reform.

Prison Composition



Source: Missouri Department of Corrections "Offender Profiles," 2009-2018.

- ▬ In 2018, 53 percent of people in Missouri prisons were there for a violent offense compared to 52 percent in 2007.

*The data in this summary describe trends and provide additional context on system changes pre- and post-reform. Indicators shown here track high-level changes in state justice systems and do not necessarily demonstrate the impact of any specific reform, including JRI policy and practice changes. Visit urban.is/JRI to see detailed sources for information in this fact sheet.