

JUSTICE REINVESTMENT INITIATIVE (JRI)

Idaho

Leah Sakala and Samantha Harvell

Between 2008 and 2014, Idaho’s prison population increased 10 percent and was projected to rise another 16 percent by 2019 at a cost of \$288 million. With technical assistance through JRI, the state enacted Senate Bill (SB) 1357 in 2014 to address prison growth, improve public safety, and reduce costs.

KEY ACCOMPLISHMENTS

Through SB 1357, Idaho:

Strengthened Community Supervision and Made Parole Release Decisionmaking More Efficient

Implemented the Idaho Response Matrix to standardize probation and parole officers’ responses to positive and negative behavior from people on community supervision.

Decreased community supervision caseload sizes and prioritized supervision resources for people at greater risk of recidivating by developing a Limited Supervision Unit for people at low risk and authorizing supervision officers to request early discharge for clients. This program saved the state \$10 million over three years.

Implemented new parole release guidelines to inform and standardize release decisionmaking.

Invested in Strategies to Reduce Recidivism

Invested \$2.4 million in training for probation and parole officers and for case managers focused on evidence-based strategies, programming, and supervision techniques.

Strengthened Idaho Department of Corrections’ (IDOC) capacity to collect data to inform decisionmaking and reduce recidivism.

Improved Access to and Quality of Treatment

Required IDOC programming to be evidence-based, and started an annual quality assessment process using a validated audit tool.

Conducted annual gap analyses between 2016 and 2019 to determine the availability of community-based programs and services and assess unmet service needs among people on community supervision.

Increased funding for substance use disorder services for people on probation and parole by approximately \$1.6 million a year, and invested an additional \$5.5 million in community-based mental health treatment. In total, Idaho has invested an additional \$8 million in substance use disorder funding since passing JRI legislation.

LASTING IMPACT OF JRI

Idaho’s JRI reforms improved prison release processes by strengthening and increasing access to prison programming.

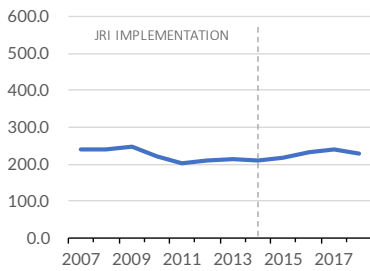
Idaho’s JRI analysis revealed that many people in the state’s prison population were serving time for drug and property crimes and had been kept in prison far beyond their minimum terms and initial parole eligibility dates. Many were held beyond their eligibility dates because they were unable to access and complete required treatment programs. To address this challenge, SB 1357 required IDOC to audit and strengthen correctional programming. Reforms included replacing ineffective programming in prisons with five programs proven to reduce recidivism, increasing program availability and removing barriers and delays to participation, and increasing program completion rates. An Urban Institute assessment of these reforms revealed important progress: the share of people convicted of nonviolent offenses who were released before serving 150 percent of their minimum sentences rose from 62 to 74 percent between 2014 and 2017. Additionally, the share of people released within six months of their parole hearing increased from 47 to 71 percent between 2013 and 2016 (hearings are scheduled six months before a person’s eligibility date). Overall, the average time served among people convicted of nonviolent offenses fell 21 percent between 2010 and 2017.

SAVINGS/REINVESTMENT

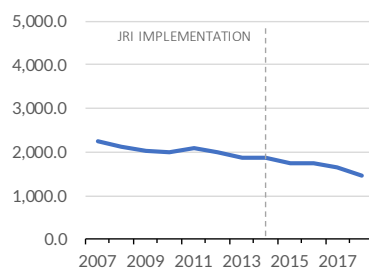
Savings/averted costs	State JRI investment
\$29,400,000	\$47,100,000

Violent and Property Crime Rates, 2008–18



Violent Crime Rates
Rate per 100,000



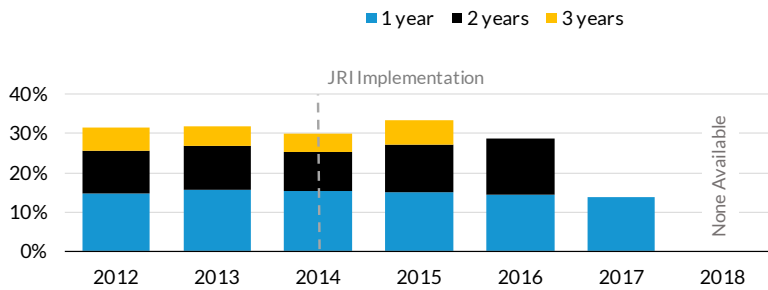
Property Crime Rates
Rate per 100,000



Source: FBI, Uniform Crime Reporting Program (2008–2018).


- 
Violent crime rates fluctuated before JRI and continued to fluctuate after reform.
- 
Property crime rates were decreasing before JRI and continued decreasing after reform.

Recidivism Rate: Incarceration or Reincarceration within Three Years

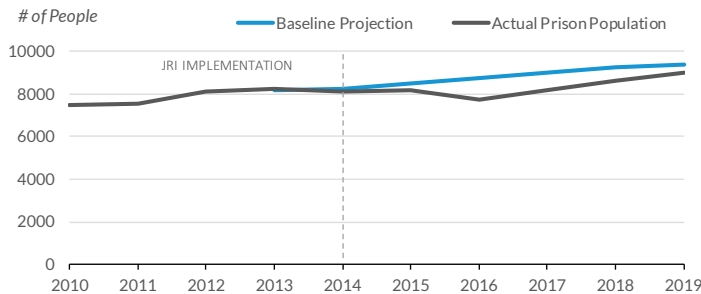


Source: Idaho Department of Corrections, JRI Impact Report, 2019.


Note: Recidivism metrics reflect people exiting prison or beginning probation or parole terms each year.

- 
Recidivism rates have remained steady for people released from prison and placed on probation and parole.

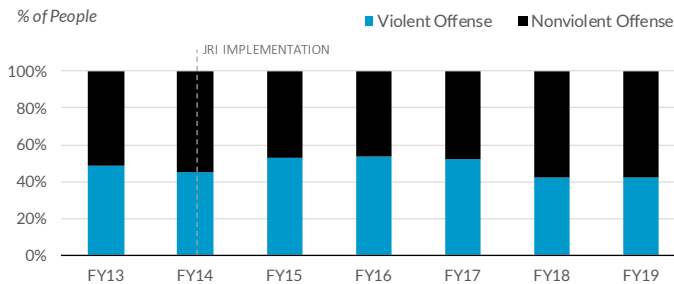
Prison Population



Source: Idaho Department of Corrections Population Snapshot count as of June each year; The Department of Correction calculated the baseline prison population projection (not available online).

- 
In 2019, there were approximately 400 fewer people in Idaho prisons than projected pre-reform.


Prison Composition



Source: Idaho Department of Corrections Monthly Standard Reports.

Note: Data are as of May for 2013, as of June for 2014–2017, and an annual estimate in 2018.

*The data in this summary describe trends and provide additional context on system changes pre- and post-reform. Indicators shown here track high-level changes in state justice systems and do not necessarily demonstrate the impact of any specific reform, including JRI policy and practice changes. Visit urbn.is/JRI to see detailed sources for information in this fact sheet.

- 
In 2019, 42% of people in prison were there for a violent offense, down from 49% in 2013.